



Class R Weekly Home Learning Suggestions:  
Week commencing 29<sup>th</sup> June 2020

Hello Class R Children and Parents!

This week's home learning theme is 'Around the World'.

You could explore a particular country, or a range of foods, languages, flags and so on from a range of places.

If you have siblings in other year groups, you are welcome to choose projects from either their home learning pack or ours, to work on together.

Don't forget to be active every day, such as running, cycling, or trampolining, with plenty of fresh air if you can!

As always, wellbeing is the priority. Please do as much or as little as feels right for your family.

Have a great week! From Mrs Bennett



Phonics Ideas:	Writing Suggestions:	Maths Suggestions: Double and half	Around the world Project Suggestions:
Choose a RWInc ebook on Oxford Owl to read and re-read this week.	How many countries or places can you think of? Perhaps places you have been to, or from Go Jettlers! Write a list, using your phonics to sound them out. Use a capital letter because place names need a capital letter, e.g. Manton. Then you could look at where some of these places are, on google maps.	Double trouble! You might like to watch <a href="#">Numberblocks</a> to recap that double means having the same thing again, so double 2 means 2 add 2 which makes 4. Then you could use a mirror to practise making doubles, e.g. if I put 3 pens by a mirror, now I can see another 3, and count 3 add 3 makes 6. Can you discover what we get when we double each number to 10? Have a go at writing the number sentences e.g. $1 + 1 = 2$	Go on a pretend holiday! Work out what to pack – is it hot or cold where you are going? Pack a bag and set up a pretend aeroplane. What food might you eat on your holiday? Perhaps pizza in Italy, sushi in Japan, or hot dogs in America! Can you help to make the food, to impress Team Work Bee? You could make some pretend food from playdough or draw your meal.
RWInc daily sessions: 'Hold a sentence 1' or Set 2 spellings, <a href="#">from 9:30.</a>	Write a postcard from a pretend holiday location to one of our ELLI toys. Use your imagination! Perhaps you went swimming or visiting landmarks? Use your phonics to sound out the words.	Practise halving. You could make foods e.g. pizza or a sandwich, or pretend ones with playdough, and practise cutting them in half. Make sure it is fair: both sides need to be the same (equal). Then find half of a number of objects: if we have 10 pineapple chunks on each half of the pizza – share them fairly: one for me, one for you.	Food from around the world: look at labels of the different foods in your kitchen, to find out where it comes from. Can you find the place on a map or Google maps? Perhaps you could find out about a food you haven't tasted before and give it a try, or find out about a type of food that grows locally.
Wonder words in this pack, or practise spelling <a href="http://www.ictgames.com/littleBirdSpelling/">http://www.ictgames.com/littleBirdSpelling/</a>	Go Jettlers have been all over the world, but when they have been to England, I think they have only been to Stonehenge and London. Could you plan a story where they come to Marlborough? What 3 funky facts could you write about our area? Or practise some letter formation handwriting.	Practise finding doubles of 1-5 and halves of 2,4,6,8 and 10, or higher! Use counters (this could be anything small e.g. pasta pieces) on a tens frame to double. For half, practise sharing the counters onto tens frames: one for me, one for you. You could find doubles on dominoes too. If confident, you could try the <a href="#">Oak academy quiz</a> or recall half and double facts quickly on the website <a href="#">Hit the button</a> .	Look at <a href="#">flags from around the world</a> . Can you find the flags of places we have learnt about, such as China and The Gambia? The colours all have important meanings. Design your own flag. You could make it with hama beads, paint, or make a giant art version with things like your clothes laid out to make the shapes!
Try the read and colour. Read it carefully! Also recap your set 1 and 2 speed sounds on your sound mat.	Toys from Around the World: Look at this <a href="#">photography</a> project of children with their toys from around the world. Discuss how life is the same and how life is different in other countries. Can you draw or photograph your favourite toy and write why this is your favourite?	Double and half problems: as your child questions and they need to <b>show</b> the answer using small objects such as lego bricks, wooden bricks, or pieces of cereal. E.g. There were 8 people on the bus and then half got off, how many are left? The baker had 4 buns and then she made 4 more, now how many does she have?	Discuss with your child where your family comes from in the world. Show your child photographs of where you, or their grandparents, grew up. This might be similar to where they live now or completely different. Or look at places you have been, on google maps and street view. Encourage your child to think about the differences between the places
RWInc <a href="#">red words session 1 daily session from 9:30</a> to practise reading red words	What might you wear on holiday? It will depend on whether you would go somewhere hot or cold! Design a holiday outfit and write a short description.	Make up a game using half and/or double. E.g. throw a ball towards some even numbers to earn points, and if you hit the same number again then you can double it! If you are close then you get half the number of points!	Can you sing songs, speak languages, or learn dances from around the world? You could sing ' <a href="#">Hello to all the children of the world</a> ' which has a lot of languages! Or try the <a href="#">Supermovers French or Spanish songs</a> to dance to.

## Phonics – Wonder Words

Can you read these country names? Sound them out carefully. You could write them out with sound buttons. Look at their flags on this website: <https://www.sciencekids.co.nz/pictures/flags.html>

Norway	Bangladesh	Morocco
Iran	Pakistan	Chad
Canada	Denmark	Japan
Finland	Brazil	Portugal
Scotland	Panama	Dominica
Finland	South Africa	Italy
Yemen	Kenya	Uzbekistan

### Phonics story

A girl went on holiday to visit her Gran.


It was a cloudy day. She went to the airport.

Next she handed in her passport and her ticket.


She got there and she was looking for her Gran's house.

Can you think what might happen next?

Read and colour comprehension task



The ship is dark green with yellow windows.  
Can you put a girl on the back of the ship,  
with a parrot on her arm?



The bus is bright red but the wheels are black.  
Put six men and three dogs on the bus.  
Then add a bus stop with a roof for a wet day.

Postcard Template

The image shows a postcard template with a rounded rectangular border. The template is divided into two main horizontal sections. The top section is further divided into eight vertical columns by seven vertical lines. The bottom section is divided into four vertical columns by three vertical lines. In the bottom right corner of the bottom section, there is a small square box, likely intended for a postage stamp. The entire template is empty and ready for use.

## Tens Frames for number work

(You could draw out tens frames instead of printing. Use them to organise your counters when adding, subtracting, doubling or halving)



## Food from around the World Ideas

Match the food to the correct flag and name of the country that it comes from.



crêpe



hot dog



sushi



taco



spring rolls




fish and chips




pasta




Mexico



Japan



Italy



U.S.A.



United Kingdom



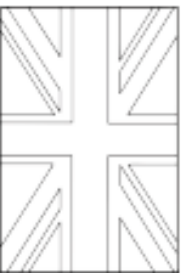
France



China

# Fantastic Flags

Use an Atlas to colour the flags of these European countries correctly.



The UK




France



Spain



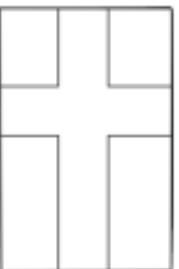
Italy




Germany



Greece



Finland



Iceland



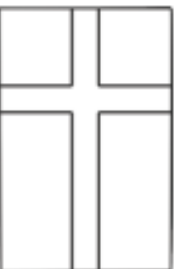
Ireland




Poland



Portugal



Sweden




Norway



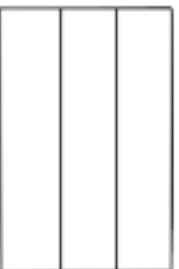
Turkey



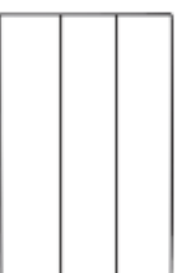
Ukraine



Russia




Netherlands



Hungary




Romania



Denmark

**Challenge:**  
Choose 3 European flags!  
Can you draw and colour  
them correctly?





Can you collect your passport and make it through security to get to your holiday destination?

# Lost My Holiday

Capital and lower case letter sizes

Aa Bb Cc Dd Ee Ff

Gg Hh Ii Jj Kk Ll Mm

Nn Oo Pp Qq Rr Ss Tt

Uu Vv Ww Xx Yy Zz

Handwriting practice lines consisting of ten sets of horizontal dashed lines for tracing or writing practice.